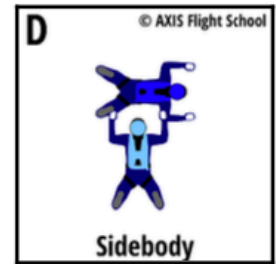

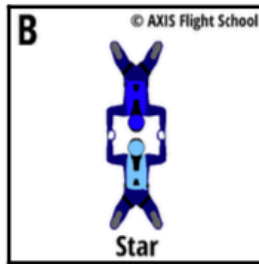
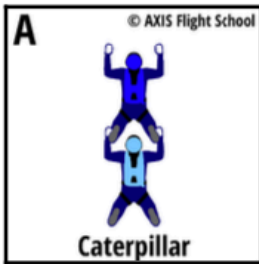


Random Formations



Definitions for Building a Formation

Scoring Zones

- Head** Above the ears.
- Arm** Below a line from the tip of the shoulder to the armpit, including the hand, excluding the shoulder.
 - Upper Arm:* between shoulder and elbow.
 - Lower Arm:* between elbow (excluded) and wrist.
- Hand** Wrist to finger tips.
- Leg** Below a line from hip joint to crotch, including the foot.
 - Upper Leg:* between hip and knee.
 - Lower Leg:* between knee and ankle.
- Foot** Below the ankle (slight protrusion of the 'medial malleolus').
- Sole** Underside ('plantar aspect') of the foot.
- Grip** Stationary contact of any part of the hand (palm, digits, and back of hand) on the scoring zone. Thus, a fist bump, as long as it is stationary, is allowed. As long as a part of the hand is making stationary contact with the scoring zone, other parts may have contact outside of the scoring zone (e.g. on the shoulder; above the ankle).

'same' (arm, leg, foot): left to left -or- right to right
 'opposite' (arm, leg, foot): left to right -or- right to left

Block Formations

1 © AXIS Flight School

Compressed Accordion

Inter

Compressed Accordion

2 © AXIS Flight School

Compressed Accordion

Inter

Compressed Accordion

3 © AXIS Flight School

Caterpillar

Inter

Caterpillar

4 © AXIS Flight School

Opposed Stairstep

Inter

Opposed Stairstep

5 © AXIS Flight School

Star

Inter

Star

6 © AXIS Flight School

Stairstep

Inter

Stairstep

7 © AXIS Flight School

Sidebody

Inter

Sidebody

8 © AXIS Flight School

Star

Inter

Caterpillar

Block Formations

9 © AXIS Flight School

Sidebody

Inter

Sidebody

10 © AXIS Flight School

Caterpillar

Inter

Star

11 © AXIS Flight School

Opposed Stairstep

Inter

Stairstep

12 © AXIS Flight School

Stairstep

Inter

Skew

13 © AXIS Flight School

Line

Inter

Line

14 © AXIS Flight School

Skew

Inter

Stairstep

15 © AXIS Flight School

Caterpillar

Inter

Sidebody